

REAL-TIME ASBESTOS DETECTION & MONITORING

Enhancing safety &
reducing asbestos
risk in construction
& demolition

Functionality:

- Real-time alarms
- Timestamped data
- Notifications via SMS & email
- Activity based risk management
- Distinguishes asbestos fibres
- Links to ALERT CONNECT portal



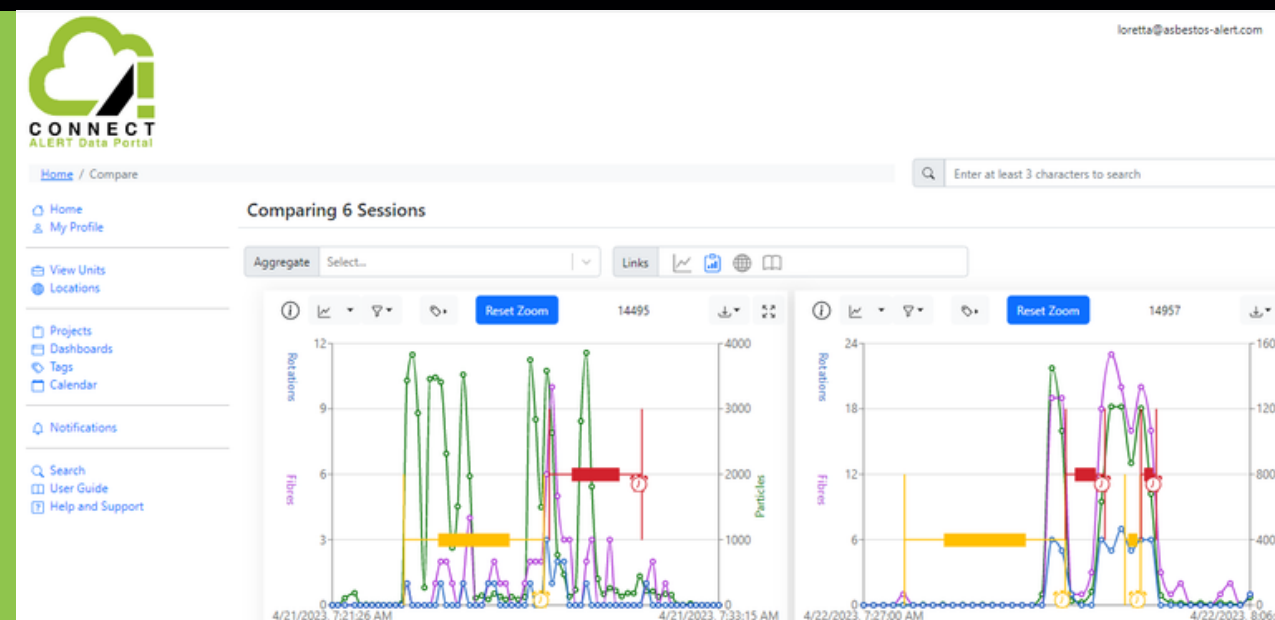
ALERT PRO Connected

Sensitive Sites

Asbestos is an emotive subject, when working on sites in close proximity to other buildings, stakeholders, or residents, the ALERT PRO range can provide reassurance to those parties that the risk is being taken as seriously as possible and everything is being done to ensure safety.

Reassurance Monitoring

On any sites built prior to 1999 or potentially contaminated land, there is a risk of asbestos containing materials. The Asbestos ALERT PRO Connected (PRO2000) provides operatives and employers with timestamped, real-time data that can be used to highlight and then manage risk efficiently, pragmatically and intelligently.



Example of the ALERT CONNECT portal all PRO2000 units are connected to & the sample of the data.

Emergency Response

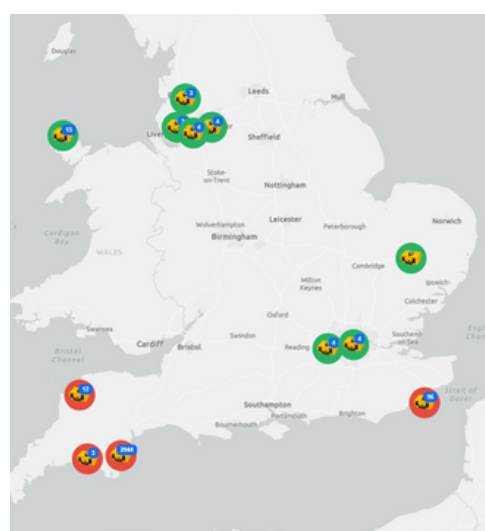
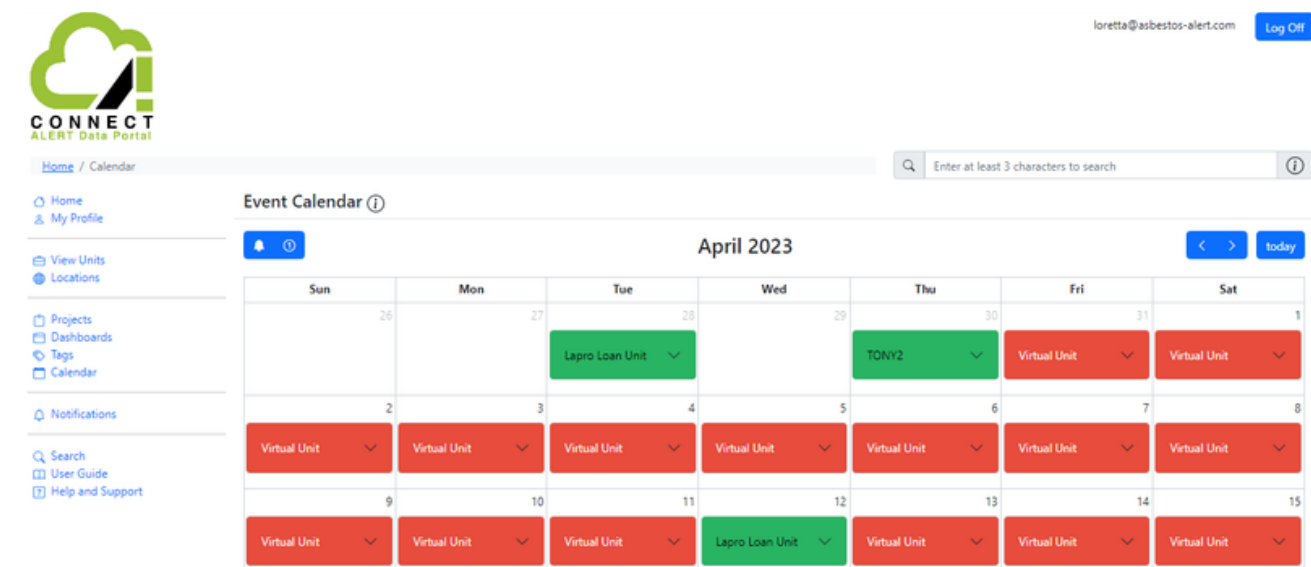
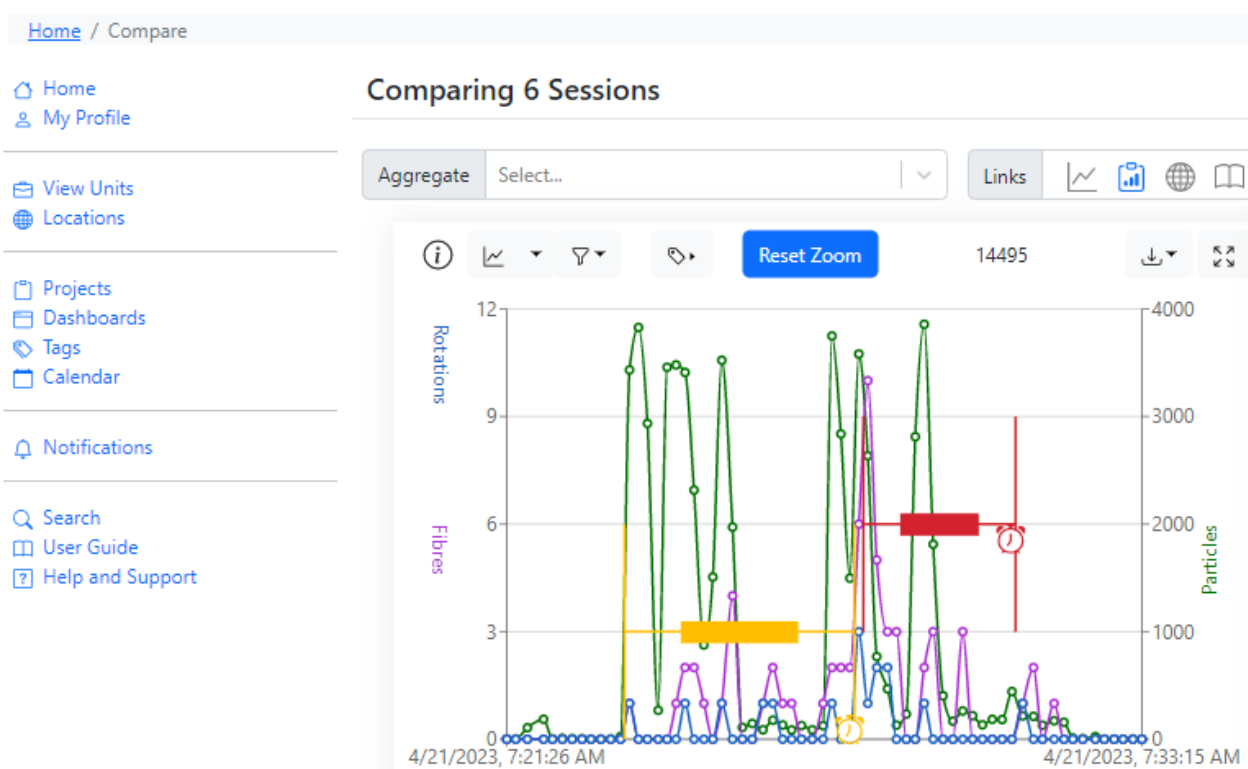
The ALERT PRO range raises the alarm when 99% confident in the presence of asbestos. Alarms and other information can be sent to designated users via ALERT CONNECT, our online data portal. Notifications for warnings, alarms and faults can be sent via SMS, Email or Webhook to 3rd party apps.

World's 1st Real-Time Airborne Asbestos Monitor & Data Portal

ALERT CONNECT is a standalone cloud based portal that takes asbestos data from the ALERT PRO Connected (PRO2000) making it available anywhere in the world, in real-time.



Once logged into your account you can easily and systematically monitor, manage and configure your ALERT PRO Connected device, set up alarm notifications, create projects, produce reports, schedule tests and much more.



GPS tracking and street or satellite maps show where units are & their sampling status.



REAL-TIME NOTIFICATIONS

Real-time notifications of alarms, warnings and faults anywhere in the world via email, SMS text message and webhooks

REPORT GENERATION

Generate time, location or unit specific downloadable reports that provide a clear and concise overview of the data you want to see, when you want to see it.

CALENDAR VIEW

A colour coded birds eye view of unit activity. Quickly identify areas of concern with alarms highlighted in **RED** and warnings in **AMBER**.

ACCESS MANAGEMENT

Tailor user access according to role, responsibility, or create time determined projects that individuals can be invited to view.

SESSION SPECIFIC VIEW

View individual sampling sessions in detail with the ability to see fibre, particle, warning and alarms minute by minute.

